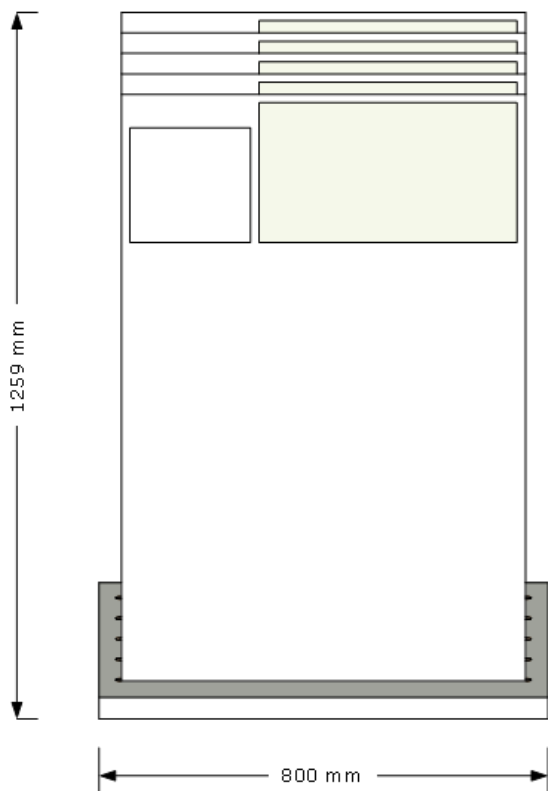
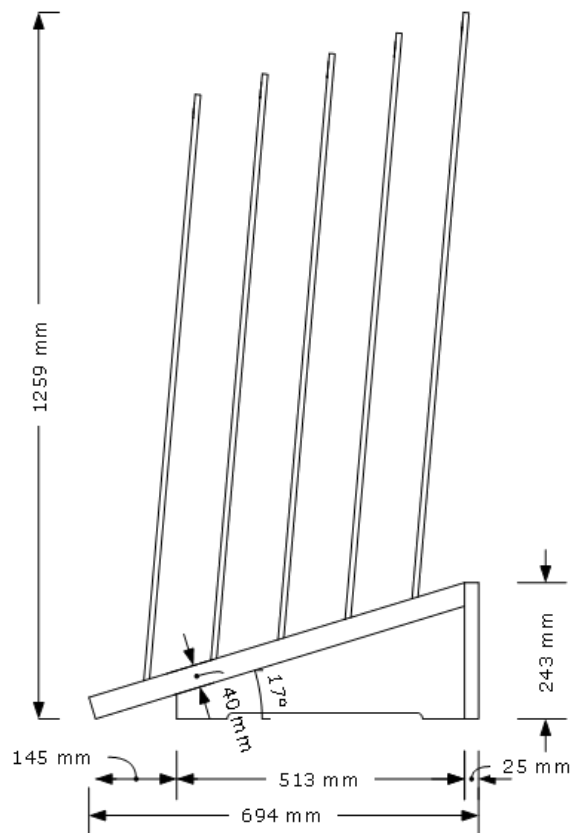


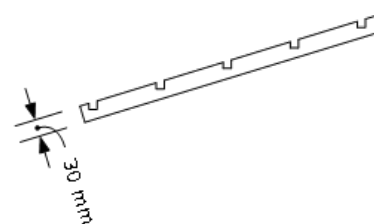
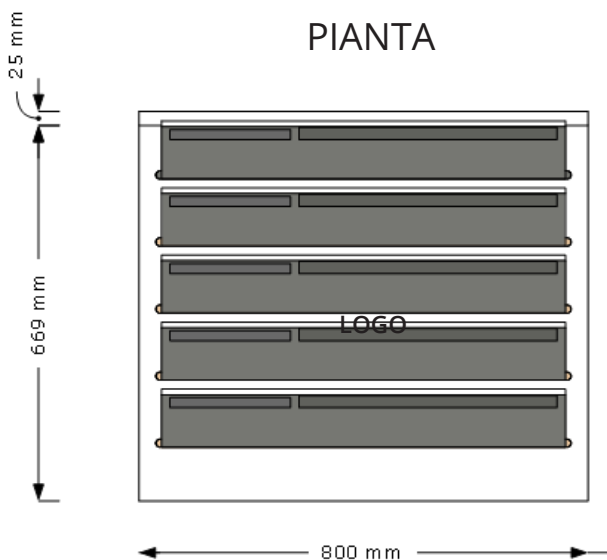
VISTA FRONTALE



VISTA LATERALE



PIANTA



\*tutte le misure sono indicate in mm

|   |   |
|---|---|
| <b>Dimensioni generali</b>              | 800(L) x 694(P) x 1260(H) mm              |
| <b>Capacità</b>                         | 5 pannelli posati con stampa              |
| <b>Materiale espositore</b>             | MDF sp. 19 e 40mm                         |
| <b>Materiale pannelli</b>               | MDF sp. 10mm                              |
| <b>Possibilità di personalizzazione</b> | Stampa pannelli, stampa logo sulla base   |
| <b>Tipologia Rinforzi</b>               | Rinforzi in Polietilene sp. 10 mm H 30 mm |